

# Play a Hidden Message Beanbag Toss Game





Print out the letter patterns onto card stock (heavy paper).

2. Make game pieces by folding the cards where indicated (see diagram below). Tape the folded bottom of the paper to the back of the paper to make a stand.





3. Place the cards in front of the room on a table or floor with the letters facing the floor or table. Place the letters to spell out "Keep the Peace". You can number the cards on front or back so you know in which order to place the cards.

4. Children throw a beanbag or ball at the game pieces and try to knock pieces backward so that the letters on the bottom of the cards pop up. Let the child who has knocked over a piece try to guess what the letters might spell out. Keep playing until a child has guessed or all the pieces are knocked over. When you are done tell your children that they will be learning about Jesus in the gospel who asked his disciples to share peace with all.





K

E





E

P





T

H





E

P



E

A



C

E